

Screen Washing

Label Industry

Screen Washing

Cleaning in a Flexo Wash screen washer results in reduced downtime, consistent print quality and a safe and healthy cleaning and working environment. The delicate cylinder screens can be difficult to handle properly in an environment where time is money. Therefore, with a cleaning unit broken screens is very unlikely to happen. With unclean or broken plates you will have quality issues with your print.

Flexo Wash supplies washing units for both rotary screens and flat screens.

Our Solution

- Clean and dry screens fast
- Quick and gentle wash operation
- Timer-controlled washing time - can be adjusted from 1-100 minutes
- Limited labor and minimal maintenance.



Screen Washing

The Flexo Wash Way

Cleaning in a Flexo Wash screen washer results in reduced downtime, consistent print quality and a safe and healthy cleaning and working environment.

Flexo Wash provides solutions both for cleaning of rotary and flat screens. In both systems you can use our eco-friendly FW86500, which is guaranteed harmless to the screens.

For more details please ask your FW sales representative.

Screen Washing

How does it work?

Washing of rotary screens

The PK 92-series requires only 30L of cleaning solution which is circulated by means of an air powered diaphragm pump. The liquid is filtered and recirculated in a closed-circuit system without any waste to the environment. The washing time is controlled by a timer. Normal washing time is approx. 10 minutes.

Washing of flat screens

A moving nozzle arm cleans the screens from below and above. Both screens and nozzles are angled ensuring an optimum washing and liquid draining after ended wash cycle.

Washing


The screen is sprayed with liquid from both the inside and outside to ensure safe and thorough cleaning.

Drying

After cleaning the screen can be moved to the integrated chamber for drying (rotary screens only).

Draining

Continuous draining ensures the reuse of liquid.



1



2



3



4



5

1. The flat screens are placed in the holders/grids. The unit has the capacity of two screens of 700 X 700 mm (27.5" x 27.5") per wash.
2. To start the washing cycle the required time is set (5-15 min) and the start button is activated. The high-pressure nozzles clean the screen from both sides at once.
3. In the PK 92-1 you can clean one rotary screen per cleaning cycle. When placed in the machine high-pressure nozzles wash both the inside and the outside of the screen at once.
4. In the PK-2 you can clean 2 rotary screens per cleaning cycle.
5. The washing time is easily set with the integrated timer.

Screen Washing

Which machine should I choose?

Depending on whether you should clean flat screens or rotary screens we have units for both.

	Screen type	Screens per wash	Max diameter for rotary screens	Max length for rotary screens:	Max screen size for flat screens
PK 92-1	Rotary Screens	1	270 mm (10.6")	755 mm (29.7")	
PK 92-2	Rotary Screens	2	270 mm (10.6")	600 mm (23.6")	
PK Flat Screen Washer	Flat Screens	2			700 x 700 mm (27.5" x 27.5")



PK Rotary Screen Washer

The PK 92 Rotary Screen Washers are used for the cleaning of rotary screens from printing machines using UV-inks.


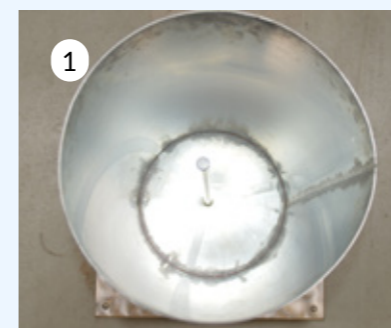


PK Flat Screen Washer

The PK Flat Screen Washer is an easy-to-operate unit, which will leave the screens clean in only 15-20 minutes.

Options and Accessories

- Extra dip rinse tank for rotary screens
- Fixation for small rotary screens
- External container for dip rinsing of flat screens
- Pump for emptying of Flat Screen Washer



1: Can be used for both PK 92-1 and PK 92-2. The dip tank can contain 50 L of alcohol. 2: Fixates Sleeves up to 148 mm in inner diameter. 3: For rinsing of the screens after wash. By dipping the screens in alcohol after the washing, the drying process is optimized.

CONTACT

Langs Skoven 38
DK-8541 Skoedstrup
Denmark
+45 8699 3631
flexowash.com
info@flexowash.com