

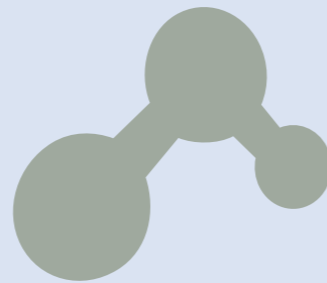
Plate Washing

Flexo Industry

Sustainable cleaning solutions

Liquids for all needs

The Flexo Wash cleaning systems are built to clean with sustainable cleaning solutions and to consume as little cleaning liquid as possible. In all our machines the liquid is always filtrated and recirculated to be reused. The Flexo Wash solutions are of high durability and formulated for easy handling, trouble-free operation, and long service intervals. This makes sustainable cleaning liquids an affordable alternative to solvents, thus providing a safer cleaning of press parts and a cleaner environment. The solutions are developed to meet today's demands of high print quality and productivity. This is only possible to obtain if you make sure that your aniloxes, printing plates, and other press parts are kept clean.



Automatic cleaning equipment is only as good as the liquid you use, which is why we do not compromise the quality, durability, and sustainability of our cleaning liquids. You need to use the right cleaning liquid, for the specific type of ink, in your cleaning machine to get the optimal cleaning results.

Own consumables brand

Our own Flexo Wash consumables brand CleanSolution offers many types of liquid that all solve specific or the same problems. Additionally, we offer filters, brushes, sponges, and manual cleaning equipment.

Our experts guide you towards better cleaning

We are always ready to guide you towards better and more efficient cleaning of your aniloxes, plates, parts, screens etc.

Our experts are ready to guide

you to the right liquids for you based on your specific combination of inks or varnishes. We can develop a test report, which specifies different cleaning results from our test lab using different liquids to clean your inks.

Each ink type or combination of several inks requires a different specialized cleaning liquid. Here you will find our recommended products to clean each different type of ink.

However, we always recommend you to contact us for an in-depth evaluation of your specific needs. We can provide the liquid that works best with our cleaning systems, but we also provide cleaning liquids for all other cleaning machine brands.

We work together with you

Flexo Wash provides you with easy ordering or re-ordering of liquids,

reliable on time delivery, and experts and service people always ready to guide or problem solve any issues that may occur.

Eco-friendly cleaning solutions

Flexo Wash continues to develop cleaning solutions with the focus on minimizing the environmental impact and you will find both low VOC and VOC-free cleaning solutions in the Flexo Wash product portfolio as well as food packaging compliant solutions certified by ISEGA.

Furthermore, Flexo Wash also offers cleaning solutions with a low COD (chemical oxygen demand), which reduces the oxygen demand in the wastewater.

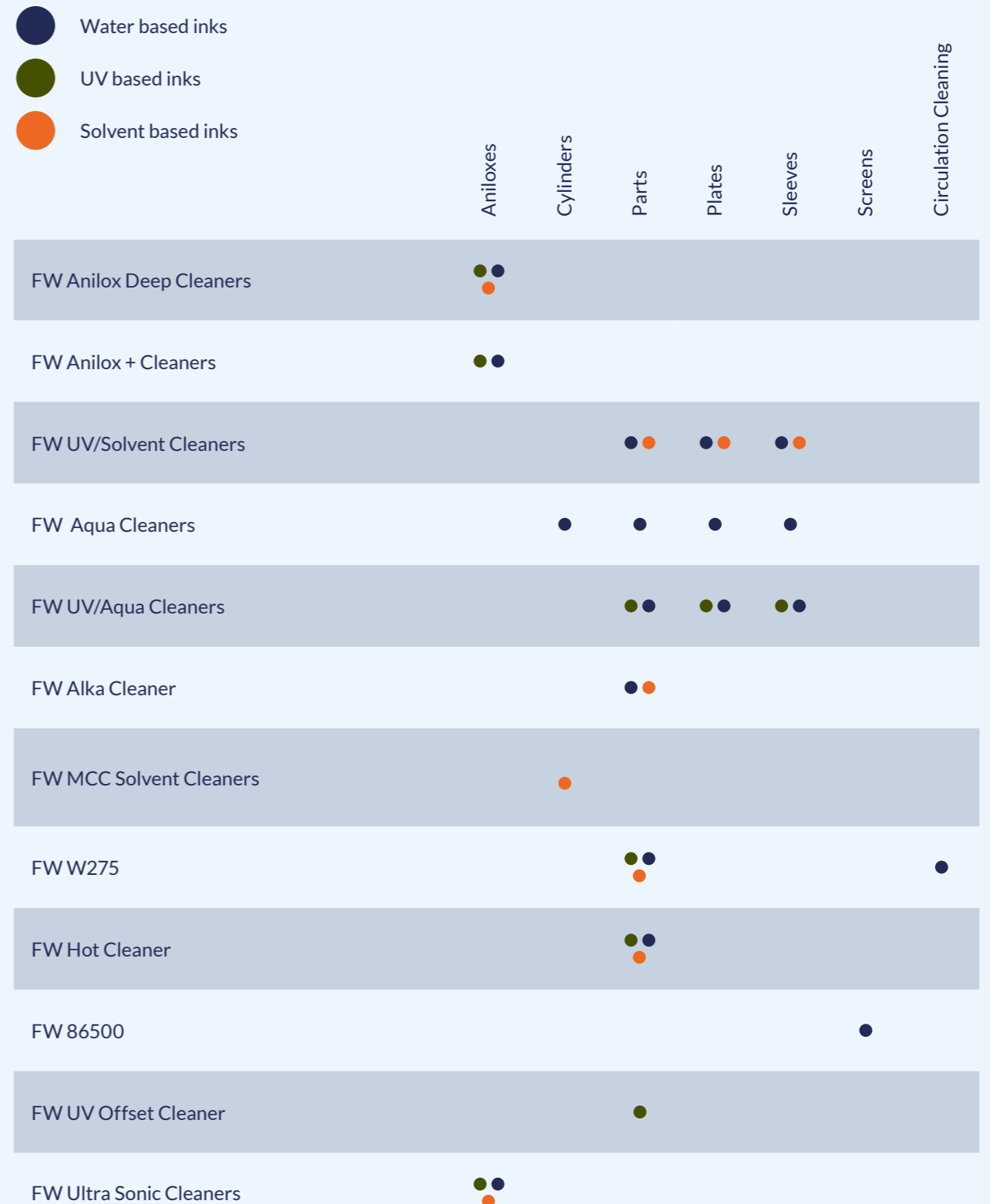


Plate Washing

Damaged plates due to improper cleaning is an expensive and critical factor in the printing industry. Cleaning plates properly and in a gentle and safe way is essential. With unclean or broken plates you will have quality issues with your print.

Our Solution

- Designed to clean all types of inks.
- Belt conveyer for easy loading of plates.
- Clean and dry plates after a few minutes.
- Controlled by a microprocessor and it is easy to change settings.



Plate Washing

The Flexo Wash Way

The fully automatic Plate Washers are designed to wash flexographic polymer plates and letterpress plates very gently, leaving them 100% clean and dry; ready for immediate reuse. The system has a Wash & Rinse two-stage cleaning process, where the first stage is for cleaning and the second stage is for rinsing. The machines are made of stainless steel and other highly resistant quality material, which ensures a long lifetime of the product and a very low degree of maintenance.

Plate Washing

How does it work?

After the print job, all plates are placed on the conveyor belt, which automatically takes them through the entire wash process. Using the eco-friendly cleaning liquids from Flexo Wash, the Plate Washers are specially developed to efficiently remove different types of inks from the plates in only a few minutes.

Washing

Easy loading of the plate by the conveyer belt. Cleaning liquid is sprayed on to the plate. Gentle washing and cleaning of the plate by oscillating soft brushes.



Draining

Continuous draining ensures the reuse of liquid.

Drying

After the rinsing process, the plates are dried in two steps:

- Sponge roll
- Warm air knife



Rinsing

The rinsing of the plate is done by water to remove the remaining ink and cleaning liquid residues.
WRO version: Fresh water
WR version: Water from the closed-loop rinse tank



1: Washing. 2: Draining. 3: Rinsing. 4: Drying.



1. The inlet table transports the plate into the cleaning unit, making it possible to prepare several plates for cleaning at once.
2. The PW unit is controlled by a micro control from where different cleaning time, temperature, etc. can be managed.
3. The outlet tray collects the clean plates. The plates are dry when leaving the machine which makes it possible to collect several plates in the tray without them sticking together.
4. The washing unit can also be made with an outlet roller conveyor for unloading.





Plate Washing

Which machine should I choose?

We supply plate washing equipment in all sizes for all segments of the label and flexo industries. The Flexo Wash plate washers come in many different models which each can be modified by combining the standard unit with one or more of the various options.


Our range of models cover plate widths from 45 cm up to 180 cm.

All units are available as both:

- WRO-version: Fresh water
- WR-version: Water from the closed-loop wash tank


For cleaning of laser engraved plates after engraving Flexo Wash also supplies special DLE Plate Washers, which gently remove the dust from the engraving without damaging the plate. A special filtration system is made to handle large quantities of engraving dust.

	Max. plate width:	WR	WRO	DLE
PW 82	820 mm (32.3")	X	X	
PW 92	920 mm (36.2")	X	X	X
PW 115	1150 mm (45.3")	X	X	
PW 130	1300 mm (51")	X	X	X
PW 180	1800 mm (70.8")	X	X	



Options and Accessories

- Table for unloading of plates
- Sponge roll holder
- Extended inlet conveyor belt
- Extra large tank capacity
- DLE version (PW 92 and PW 130 only)



1: Instead of a tray you can add a table for unloading of plates. 2: Sponge roll holder for easy and safe storage of the sponge preventing it from drying out when not used over a longer period of time. 3: With the DLE version you can clean laser engraved plates.

| Notes

| Notes

CONTACT

Langs Skoven 38
DK-8541 Skoedstrup
Denmark
+45 8699 3631
flexowash.com
info@flexowash.com